

2006-01-14

Re : Multi-media drawer.




Back Hook, Slide Rail




Front Hook, Slide Rail

1. How to remove drawer?




① Pull out the drawer.



② Pull upward drawer to separate from slide rail.




③ Pull upward the front hook of slide rail.



④ Pull forward the slide rail to separate from rail supporter.

2. How to install drawer?




① Push slide rail backward to insert back hook in the rail supporter.



② Push slide rail downward to insert the front hook in the rail supporter.



③ Pull out slide rail.



④ Fix drawer on slide rail.